

This article was downloaded by:

On: 26 January 2011

Access details: *Access Details: Free Access*

Publisher *Taylor & Francis*

Informa Ltd Registered in England and Wales Registered Number: 1072954 Registered office: Mortimer House, 37-41 Mortimer Street, London W1T 3JH, UK



## Liquid Crystals

Publication details, including instructions for authors and subscription information:

<http://www.informaworld.com/smpp/title~content=t713926090>

### Mesomorphic self-assembly of 1,3-Diacylaminobenzenes

Daniela Pucci<sup>ab</sup>; Michèle Veber<sup>ac</sup>; Jacques Malthête<sup>a</sup>

<sup>a</sup> URA 448, CNRS, Section de Recherche, Institut Curie, Paris Cedex, France <sup>b</sup> Department of Chemistry, University of Calabria, Arcavacata di Rende (CS), Italy <sup>c</sup> URA 002, CNRS, Laboratoire de Physique des Solides, Université Paris, Orsay Cedex, France

**To cite this Article** Pucci, Daniela , Veber, Michèle and Malthête, Jacques(1996) 'Mesomorphic self-assembly of 1,3-Diacylaminobenzenes', *Liquid Crystals*, 21: 1, 153 – 155

**To link to this Article:** DOI: 10.1080/02678299608033806

**URL:** <http://dx.doi.org/10.1080/02678299608033806>

PLEASE SCROLL DOWN FOR ARTICLE

Full terms and conditions of use: <http://www.informaworld.com/terms-and-conditions-of-access.pdf>

This article may be used for research, teaching and private study purposes. Any substantial or systematic reproduction, re-distribution, re-selling, loan or sub-licensing, systematic supply or distribution in any form to anyone is expressly forbidden.

The publisher does not give any warranty express or implied or make any representation that the contents will be complete or accurate or up to date. The accuracy of any instructions, formulae and drug doses should be independently verified with primary sources. The publisher shall not be liable for any loss, actions, claims, proceedings, demand or costs or damages whatsoever or howsoever caused arising directly or indirectly in connection with or arising out of the use of this material.

# Mesomorphic self-assembly of 1,3-Diacylaminobenzenes§

By DANIELA PUCCI†, MICHÈLE VEBER‡, and JACQUES MALTHÊTE\*  
URA 448, CNRS, Section de Recherche, Institut Curie, 11, rue Pierre-et-Marie-Curie, 75231 Paris Cedex 05, France

(Received 17 January 1996; accepted 26 February 1996)

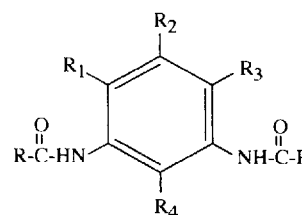
Some new examples of hydrogen-bonded 1,3-diacylaminobenzene mesogens are presented. This odd type of polymeric self-hydrogen bonded supramolecular association allows a nematic and/or a columnar order to be obtained. Such a mesogenic hydrogen-bonded arrangement (MHB) should be able to stabilize diverse mesomorphic molecular edifices such as layers, columns and tubes.

Besides the peculiar case of the 3D cubic variant, thermotropic liquid crystals consist of parallel molecular stackings in uncorrelated lamellae (smectics) or columns (columnar mesophases); in nematics, parallelism between disc-like or rod-like mesogenic compounds forms the only extant order [1, 2].

The mesogenic molecule is rod-shaped, disc-shaped, or of hybrid architecture such as that of *phasmids* [3, 4] with a rod-like core ending in two disc-shaped portions. Additionally molecules of any shape may also be mesogenic when equipped with groups which induce mesomorphic dimeric or polymeric associations by establishing directed intermolecular bindings such as hydrogen bonds [5–10].

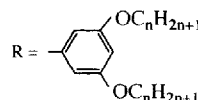
In previous work, two amide groups judiciously grafted onto alkylated benzenes **1a–g** [11–13] were shown to induce mesogenic infinite polymeric threads by hydrogen bonding; these threads arrange in nematic or lamello-columnar phases. The presence, close to an amide group (*ortho*-position), of at least one substituent more bulky than a hydrogen seems necessary in order to observe mesomorphic wires; in this way, the relative conformations of the two amide groups is favourable for intermolecular hydrogen bonding [14–18].

Mesogenic four-chain diamides **2a,b** were also investigated [13]. Therefore the functionalization of such diamides might allow their fixation to suitable molecular systems with interesting physico-chemical properties, so to obtain mesomorphic materials with selected proper-



- $R = n\text{-C}_n\text{H}_{2n+1}$
- 1 a**  $R_1 = R_3 = R_4 = \text{CH}_3$ ,  $R_2 = \text{H}$
  - b**  $R_1 = R_3 = \text{H}$ ,  $R_2 = \textit{tert}$ -butyl,  $R_4 = \text{CH}_3$
  - c**  $R_1 = R_2 = R_3 = \text{H}$ ,  $R_4 = \text{CH}_3$
  - d**  $R_1 = \text{CH}_3$ ,  $R_2 = R_3 = R_4 = \text{H}$
  - e**  $R_1 = R_4 = \text{CH}_3$ ,  $R_2 = R_3 = \text{H}$
  - f**  $R_1 = R_3 = \text{CH}_3$ ,  $R_2 = R_4 = \text{H}$
  - g**  $R_1 = R_2 = R_3 = R_4 = \text{CH}_3$

Scheme 1.



- 2 a**  $R_1 = R_3 = R_4 = \text{CH}_3$ ,  $R_2 = \text{H}$
- b**  $R_1 = R_3 = \text{H}$ ,  $R_2 = \textit{tert}$ -butyl,  $R_4 = \text{CH}_3$

Scheme 2.

ties, more likely to occur and to be amplified in an ordered medium such as a liquid crystalline phase. Moreover, this mesogenic hydrogen-bonded arrangement (MHB) should be able to stabilize mesomorphic molecular edifices such as layers, columns and tubes.

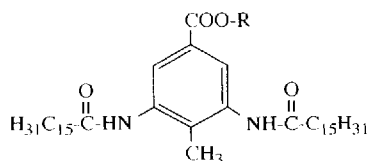
To this end, we first investigated 3,5-diamides **3a**, with an alkyl carboxylate group in position 1, as well as diamides **3b** bearing an  $\omega$ -alkenyl ester moiety as a potential pendent group in a new type of mesogenic comb polymer. Also, polar substituents such as  $\text{NO}_2$  or  $\text{CN}$  incorporated into non-centrosymmetric polarizable mesogenic compounds are known to lead to materials with potentialities in non-linear optics. [19] In order to

\*Author for correspondence.

†Present address, Department of Chemistry, University of Calabria, 87036 Arcavacata di Rende (CS), Italy.

‡Present address, URA 002, CNRS, Laboratoire de Physique des Solides, Université Paris 11, Bât. 510, 91405 Orsay Cedex, France.

§Presented in part at the 15th International Liquid Crystal Conference, 3–8 July 1994, Budapest, Hungary.



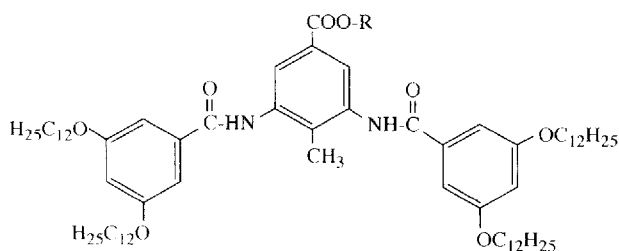
**3a** R =  $-C_nH_{2n+1}$

**b** R =  $-C_nH_{2n}CH=CH_2$

Scheme 3.

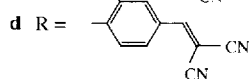
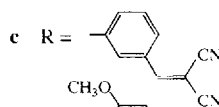
improve the mesogenic versatility of MHB, we explored the diamide ester series **4** with bulky and polar excrescences such as *meta*-substituted benzylidenemalononitrile (**4c**) and *para*-substituted 3-methoxybenzylidenemalononitrile (**4d**) moieties.

Diamides **3a** and **3b** were prepared by reaction (1.5 h heating at reflux with stirring) of the diamines **7a** and **7b**, respectively, with palmitoyl chloride (Aldrich, 2 equiv.) in dry acetone in the presence of  $Na_2CO_3$ . The white precipitate was separated, washed with warm  $CHCl_3$  and the filtrate evaporated to give the crude diamide which was purified by crystallization from ethanol (60–80% yield). Diamines **7a** and **7b** were obtained by reduction of the corresponding dinitro derivatives **6a** and **6b** with tin (7 equiv.) and conc. HCl (17 equiv.) in ethanol (1.5 h at reflux). After cooling,  $NaHCO_3$  was

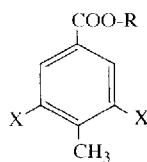


**4 a** R =  $-CH_3$

**b** R =  $-H$



Scheme 4.



**5** R =  $-H$ , X =  $NO_2$

**6** X =  $NO_2$  } **a** R =  $-C_nH_{2n+1}$

**7** X =  $NH_2$  } **b** R =  $-C_nH_{2n}CH=CH_2$

Scheme 5.

added and the extracts ( $CH_2Cl_2$ ) were dried over  $MgSO_4$ ; removal of the solvent afforded the crude diamine, which was crystallized from pentane giving a yellow solid which was used without further purification for the next step. Dinitro derivatives **6a** and **6b** were prepared by treating (25°C, 20 h with stirring) the appropriate alcohol with 1 equiv. of 3,5-dinitro-4-methylbenzoyl chloride (obtained from the corresponding acid **5**, Aldrich) in dry pyridine. After usual work-up, the residue was recrystallized from ethanol and used without further purification in the next step.

Diamides **4c** and **4d** were prepared by treating (25°C, 12 h) the appropriate hydroxybenzylidenemalononitrile [20, 21] (1 equiv.) with the acid **4b** in dry  $CH_2Cl_2$  in the presence of dicyclohexylcarbodiimide (2 equiv.) and 4-*N,N*-dimethylaminopyridine (2 equiv.). After filtration, the mixture was chromatographed on silica gel using a  $CH_2Cl_2$ -MeOH (95:5) mixture as eluent and subsequently recrystallized from a  $CH_2Cl_2$ -ethanol mixture to afford a white solid (50% yield). The precursor phenols were both prepared according to Horner [20]. A mixture of the hydroxybenzaldehyde (20 mmol), malononitrile (20 mmol),  $AcNH_2$  (300 mg) and ammonium acetate (300 mg) in AcOH (8 ml) was heated at reflux for 5 min. After cooling and adding an excess of water, the precipitate was separated and recrystallized from 50% aqueous ethanol (80–90% yield). Acid **4b** (m.p. 198°C) was obtained by saponification of the methyl ester **4a** in ethanolic KOH (6 h at reflux, 90% yield, recrystallized from ethanol). Methyl ester **4a** (columnar mesophase  $\rightarrow$  isotropic liquid: 151°C) was prepared by reaction (3 h at reflux with stirring) of methyl 3,5-diamino-4-methylbenzoate **7a**,  $n = 1$  (obtained by tin reduction of the corresponding dinitro derivative **6a**,  $n = 1$ ) with 3,5-di-*n*-dodecyloxybenzoyl chloride (2.5 equiv. in the presence of  $Na_2CO_3$ . After the same work-up as for diamides **3a** and **3b**, the crude white solid was recrystallized from ethanol (60% yield).

$^1H$  NMR and microanalytical data were in agreement with the assigned structures. The thermal and optical properties were studied by differential microcalorimetry and using a polarizing microscope equipped with a variable temperature stage. The X-ray powder diffraction patterns were obtained using a fixed film-fixed sample position with a point focusing X-ray beam ( $\lambda CuK_\alpha = 1.541 \text{ \AA}$ ) issuing from a doubly bent pyrolytic graphite monochromator. The phases, transition temperatures and enthalpies, and hexagonal lattice parameters are given in tables 1 and 2.

All the compounds displayed a hexagonal columnar phase consisting of parallel columns with one molecule per slice of column. In series **3a** and **3b**, an additional nematic phase occurs, but only for the shortest ester chain ( $n = 8$ ). Compound **3a** ( $n = 8$ ) was used in the

Table 1. Transition temperatures ( $^{\circ}\text{C}$ ), enthalpies ( $\text{kJ mol}^{-1}$ ) (in italics) and hexagonal lattice parameters  $a$  ( $\text{\AA}$ ) for compounds **3a** and **3b**.

	$n$	Cr	Hex	N	I	$a$			
<b>3a</b>	8	●	135 <i>25.7</i>	●	147 <i>0.3</i>	●	166 <i>1.6</i>	●	20.2
			[Cr <sub>1</sub> →Cr <sub>2</sub> : 102.5 $^{\circ}\text{C}$ , 39.5 $\text{kJ mol}^{-1}$ ]						
	12	●	122 <i>30.5</i>	●	174 <i>2.7</i>	—	—	—	22.4
	16	●	121 <i>27.7</i>	●	166 <i>0.3</i>	—	—	—	23.0
<b>3b</b>	8	●	124 <i>27.8</i>	●	166 <i>2.7</i>	●	168	●	20.9
			[Cr <sub>1</sub> →Cr <sub>2</sub> : 92 $^{\circ}\text{C}$ , 38.1 $\text{kJ mol}^{-1}$ ]						
	9	●	120 <i>29.1</i>	●	172 <i>3.4</i>	—	—	—	21.1
			[Cr <sub>1</sub> →Cr <sub>2</sub> : 95 $^{\circ}\text{C}$ , 48.2 $\text{kJ mol}^{-1}$ ]						

Cr=crystalline phase; Hex=hexagonal columnar phase; N=nematic phase; I=isotropic liquid; ●=the phase exists; —=the phase does not exist.

Table 2. Transition temperatures ( $^{\circ}\text{C}$ ), enthalpies ( $\text{kJ mol}^{-1}$ ) (in italics) and hexagonal lattice parameters  $a$  ( $\text{\AA}$ ) for compounds **4c** and **4d**.

		Hex	I	$a$
<b>4c</b>	●	151.5 <i>5.4</i>	●	26.10
	●	193.5 <i>15.1</i>	●	26.85

structure study of wire shaped thermotropic mesogens [22]. In the hexagonal columnar phase, an increasing intercolumnar separation  $a$  is observed from  $\text{C}_8\text{H}_{17}$  to  $\text{C}_{16}\text{H}_{33}$  (**3a**) and from  $\text{C}_8\text{H}_{16}\text{CH}=\text{CH}_2$  to  $\text{C}_9\text{H}_{18}\text{CH}=\text{CH}_2$  (**3b**) although all the ester chains are included in the disc containing the two  $\text{C}_{15}\text{H}_{31}\text{CONH}$  chains. This behaviour may be related to a decrease of the space taken up by the hexadecanoylamino chains which are more confined by lengthening the ester chain.

The four-chain mesogens **4c** and **4d** exhibit a complicated columnar polymorphism, and table 2 gives data concerning only the last mesophase before the isotropic liquid is formed on heating. Such columnar mesomorphic materials are of interest because their high, permanent electric dipole perpendicular to the column

axis could allow orientation of the mesophase and lead to large non-linear responses.

The synthesis and study of chiral MHB systems, covalent MHB polymers and MHB metal complexes are in progress.

We are grateful to Anne-Marie Levelut for fruitful discussions. We also thank the Italian Ministero dell'Università e della Ricerca Scientifica e Tecnologica (MURST) for financial support to D.P.

### References

- [1] DEMUS, D., 1988, *Mol. Cryst. liq. Cryst.*, **165**, 45.
- [2] DEMUS, D., 1989, *Liq. Cryst.*, **5**, 75.
- [3] MALTHÈTE, J., LEVELUT, A.-M., and NGUYEN, H. T., 1985, *J. Phys. Lett.*, **46**, L-875.
- [4] MALTHÈTE, J., NGUYEN, H. T., and DESTRADE, C., 1993, *Liq. Cryst.*, **13**, 171.
- [5] BRIENNE, M.-J., GABARD, J., LEHN, J.-M., and STIBOR, I., 1989, *J. chem. Soc. chem. Commun.*, 1868.
- [6] FOUQUEY, C., LEHN, J.-M., and LEVELUT, A.-M., 1990, *Adv. Mater.*, **2**, 254.
- [7] YU, L. J., WU, J. M., and WU, S. L., 1991, *Mol. Cryst. liq. Cryst.*, **198**, 407.
- [8] YU, L. J., 1993, *Liq. Cryst.*, **14**, 1303.
- [9] KATO, T., URYU, T., KANEUCHI, F., JIN, C., and FRÉCHET, J. M., 1993, *Liq. Cryst.*, **14**, 1311, and references therein.
- [10] GULIK-KRZYWICKI, T., FOUQUEY, C., and LEHN, J.-M., 1993, *Proc. Natl. Acad. Sci. USA*, **90**, 163.
- [11] MATSUNAGA, Y., and TERADA, M., 1986, *Mol. Cryst. liq. Cryst.*, **141**, 321.
- [12] KAWADA, H., MATSUNAGA, Y., TAKAMURA, T., and TERADA, M., 1988, *Can. J. Chem.*, **66**, 1867.
- [13] MALTHÈTE, J., LEVELUT, A.-M., and LIÉBERT, L., 1992, *Adv. Mater.*, **4**, 37.
- [14] KOBAYASHI, Y., and MATSUNAGA, Y., 1987, *Bull. Chem. Soc. Jpn.*, **60**, 3515.
- [15] KAWADA, H., and MATSUNAGA, Y., 1988, *Bull. Chem. Soc. Jpn.*, **61**, 3083.
- [16] KAWADA, H., and MATSUNAGA, Y., 1990, *Bull. Chem. Soc. Jpn.*, **63**, 1691.
- [17] AKUTAGAWA, T., MATSUNAGA, Y., and SAKAMOTO, S., 1994, *Mol. Cryst. liq. Cryst.*, **239**, 141.
- [18] KAWAMATA, J., and MATSUNAGA, Y., 1993, *Mol. Cryst. liq. Cryst.*, **231**, 79.
- [19] CHEMLA, D. S., and ZYSS, J., (eds), *Nonlinear Optical Properties of Organic Molecules and Crystals*, 1987, Vols. 1 and 2 (New York: Academic Press).
- [20] HORNER, L., and KLÜPFEL, K., 1955, *Liebigs Ann. Chem.*, **591**, 69.
- [21] SCHIEMENZ, G. P., 1962, *Chem. Ber.*, **95**, 483.
- [22] ALBOUY, P.-A., GUILLON, D., HEINRICH, B., LEVELUT, A.-M., and MALTHÈTE, J., 1995, *J. Phys. II*, **5**, 1617.